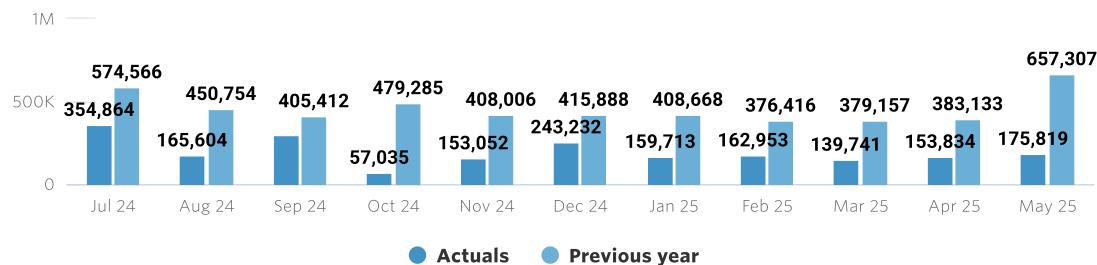


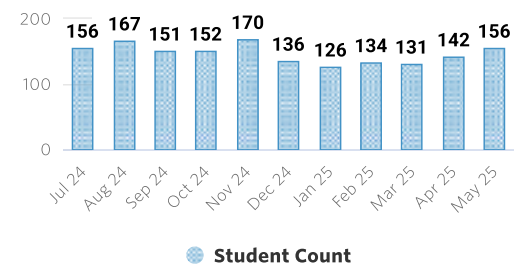


Monthly Report Package

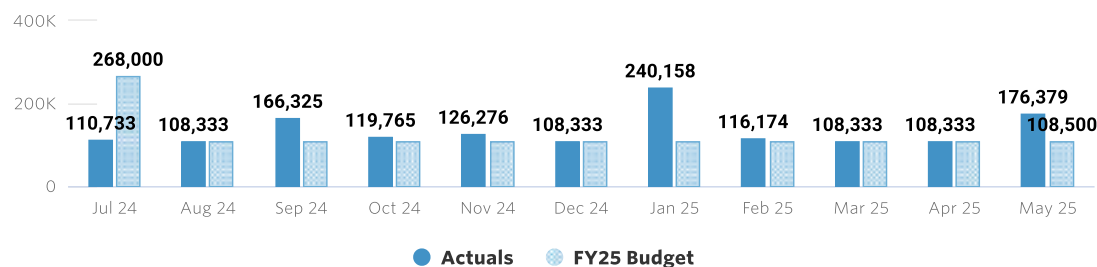
Cash



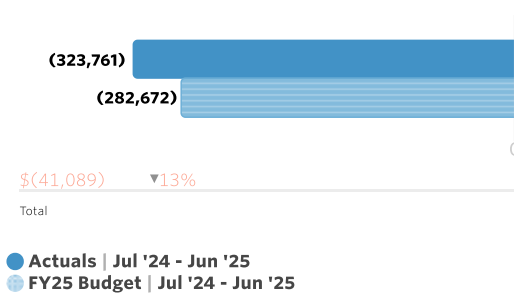
Student ADM



Funding



Surplus (Deficit)



Expenditures

Name	Total			
	Actuals Jul'24 - May'25	FY25 Budget Current Jul'24 - May'25	Δ	%
Contracted Services	\$ 1,615,946	\$ 1,498,239	\$ 117,707	(8)%
Supplies	\$ 22,835	\$ 39,400	\$ (16,565)	42%
Facilities	\$ 124,648	\$ 139,599	\$ (14,951)	11%

Palmetto Excel
Balance Sheet - YTD

Account	Actuals		
	May'25	Apr'25	Δ
Assets			
Current Assets			
Bank Accounts	\$175,819	\$153,834	\$21,986
Other Current Assets			
Due from State	\$21,667	\$43,333	\$(21,667)
Prepays	\$7,302	\$11,309	\$(4,007)
Subtotal Other Current Assets	\$28,969	\$54,643	\$(25,674)
Subtotal Current Assets	\$204,788	\$208,476	\$(3,688)
Fixed Assets			
Furniture and Equipment	\$69,975	\$69,975	-
Right of Use Asset	\$(3,823)	\$(3,823)	-
Subtotal Fixed Assets	\$66,152	\$66,152	-
Total Assets	\$270,940	\$274,628	\$(3,688)
Liabilities			
Current Liabilities			
Accounts Payable	\$359,852	\$305,146	\$54,706
Deferred Revenue	\$20,462	\$78,508	\$(58,046)
Accrued Expense	\$6,433	\$6,867	\$(433)
Subtotal Current Liabilities	\$386,748	\$390,520	\$(3,773)
Total Liabilities	\$386,748	\$390,520	\$(3,773)
Net Assets			
Restricted Net Assets	\$66,152	\$66,152	-
Retained Earnings	\$141,801	\$141,801	-
Net Income	\$(323,761)	\$(323,846)	\$85
Total Net Assets	\$(115,807)	\$(115,892)	\$85
Total Liabilities & Net Assets	\$270,940	\$274,628	\$(3,688)

These financial statements have not been subjected to an audit or a review or compilation engagement, and no assurance is provided on them.

Palmetto Excel
Statement of Revenue and Expenditures - Last Month & YTD

Account	Actuals	
	May'25	Jul'24 - May'25
Revenue		
Local Funding		
Other Income	-	\$131
Subtotal Local Funding	-	\$131
Contributions and Donations		
Restricted Contributions	\$68,046	\$294,945
Subtotal Contributions and Donations	\$68,046	\$294,945
Base Funding		
State Aid to Classrooms	\$108,333	\$1,191,667
Subtotal Base Funding	\$108,333	\$1,191,667
State Funding		
Teachers Supplies	-	\$2,400
Subtotal State Funding	-	\$2,400
Total Revenue	\$176,379	\$1,489,143
	-	-
COGS		
	\$176,379	\$1,489,143
Gross Margin		
Expenditures		
Contracted Services	\$161,349	\$1,615,946
Supplies	\$1,956	\$22,835
Facilities	\$11,244	\$124,648
Other Expenses	\$1,745	\$49,186
Pupil Act	-	\$289
Total Expenditures	\$176,294	\$1,812,904
	\$85	\$(323,761)
Operating Income		
	-	-
Other Income & Expense		
	\$85	\$(323,761)
Net Income		

These financial statements have not been subjected to an audit or a review or compilation engagement, and no assurance is provided on them.

Palmetto Excel
Statement of Revenue and Expenditures - By Month

Account	Actuals										
	Jul-24	Aug-24	Sep-24	Oct-24	Nov-24	Dec-24	Jan-25	Feb-25	Mar-25	Apr-25	May-25
Revenue											
Local Funding											
Other Income	-	-	-	\$131	-	-	-	-	-	-	-
Subtotal Local Funding	-	-	-	\$131	-	-	-	-	-	-	-
Contributions and Donations											
Restricted Contributions	-	-	\$57,992	\$11,300	\$17,942	-	\$131,825	\$7,840	-	-	\$68,046
Subtotal Contributions and Donations	-	-	\$57,992	\$11,300	\$17,942	-	\$131,825	\$7,840	-	-	\$68,046
Base Funding											
State Aid to Classrooms	\$108,333	\$108,333	\$108,333	\$108,333	\$108,333	\$108,333	\$108,333	\$108,333	\$108,333	\$108,333	\$108,333
Subtotal Base Funding	\$108,333	\$108,333	\$108,333	\$108,333	\$108,333	\$108,333	\$108,333	\$108,333	\$108,333	\$108,333	\$108,333
State Funding											
Teachers Supplies	\$2,400	-	-	-	-	-	-	-	-	-	-
Subtotal State Funding	\$2,400	-	-	-	-	-	-	-	-	-	-
Total Revenue	\$110,733	\$108,333	\$166,325	\$119,765	\$126,276	\$108,333	\$240,158	\$116,174	\$108,333	\$108,333	\$176,379
COGS	-	-	-	-	-	-	-	-	-	-	-
Gross Margin	\$110,733	\$108,333	\$166,325	\$119,765	\$126,276	\$108,333	\$240,158	\$116,174	\$108,333	\$108,333	\$176,379
Expenditures											
Contracted Services	\$145,911	\$135,682	\$163,464	\$214,894	\$181,080	\$137,017	\$113,889	\$119,887	\$115,083	\$127,691	\$161,349
Supplies	\$1,406	\$2,897	\$3,366	\$1,274	\$2,479	\$1,772	\$2,783	\$1,539	\$2,644	\$718	\$1,956
Facilities	\$11,250	\$11,386	\$11,386	\$11,386	\$11,386	\$11,476	\$11,302	\$11,604	\$11,058	\$11,170	\$11,244
Other Expenses	\$4,743	\$4,743	\$4,743	\$4,743	\$4,751	\$4,743	\$7,743	\$7,745	\$1,745	\$1,745	\$1,745
Pupil Act	\$289	-	-	-	-	-	-	-	-	-	-
Total Expenditures	\$163,599	\$154,708	\$182,958	\$232,296	\$199,696	\$155,007	\$135,716	\$140,774	\$130,530	\$141,325	\$176,294
Operating Income	\$(52,865)	\$(46,374)	\$(16,633)	\$(112,532)	\$(73,420)	\$(46,674)	\$104,442	\$(24,601)	\$(22,197)	\$(32,991)	\$85
Other Income & Expense	-	-	-	-	-	-	-	-	-	-	-
Net Income	\$(52,865)	\$(46,374)	\$(16,633)	\$(112,532)	\$(73,420)	\$(46,674)	\$104,442	\$(24,601)	\$(22,197)	\$(32,991)	\$85

These financial statements have not been subjected to an audit or a review or compilation engagement, and no assurance is provided on them.

**Palmetto Excel
Budget to Actual**

Account	Actuals	FY25 Budget	%
	FY-25	FY-25	
Revenue			
Local Funding			
Local Funding	-	\$159,500	-
Other Income	\$131	-	-
Subtotal Local Funding	\$131	\$159,500	-%
Contributions and Donations			
Restricted Contributions	\$294,945	-	-
Subtotal Contributions and Donations	\$294,945	-	-
Base Funding			
State Aid to Classrooms	\$1,191,667	\$1,302,000	92%
Subtotal Base Funding	\$1,191,667	\$1,302,000	92%
State Funding			
Teachers Supplies	\$2,400	-	-
Subtotal State Funding	\$2,400	-	-
Total Revenue	\$1,489,143	\$1,461,500	102%
COGS			
	\$1,489,143	\$1,461,500	102%
Gross Margin	100%	100%	100%
Gross Margin %			
Expenditures			
Contracted Services	\$1,615,946	\$1,498,239	108%
Supplies	\$22,835	\$39,400	58%
Facilities	\$124,648	\$139,599	89%
Other Expenses	\$49,186	\$61,934	79%
Pupil Act	\$289	\$5,000	6%
Total Expenditures	\$1,812,904	\$1,744,172	104%
Operating Income	\$(323,761)	\$(282,672)	115%
Operating Income %	(22)%	(19)%	112%
Other Income & Expense			
	-	-	-
Net Income	\$(323,761)	\$(282,672)	115%

These financial statements have not been subjected to an audit or a review or compilation engagement, and no assurance is provided on them.

